

Boise State University 10th Day Enrollment Profile Fall 2005

Overall Enrollment

Total Enrollment

	Number
Total Students	18,599
Total Credit Hours	200,206
Total FTE	13,513

Career (varies from SBOE definition of these categories)

	Number	Percent
Undergraduate	15,779	84.8%
Graduate	1,663	8.9%
Applied Tech	1,157	6.2%

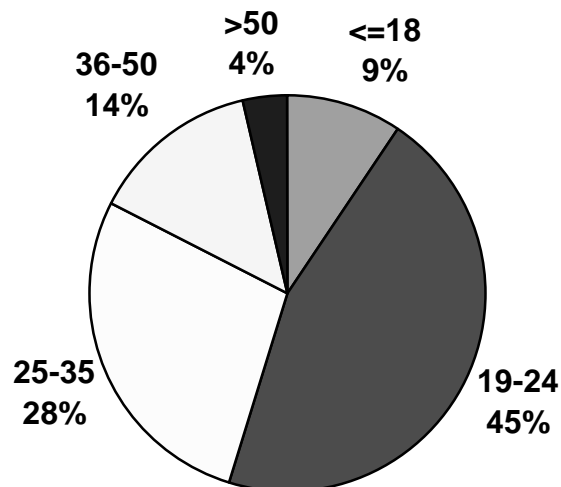
Gender

	Number	Percent
Female	10,003	53.8%
Male	8,429	45.3%
Unknown	167	0.9%

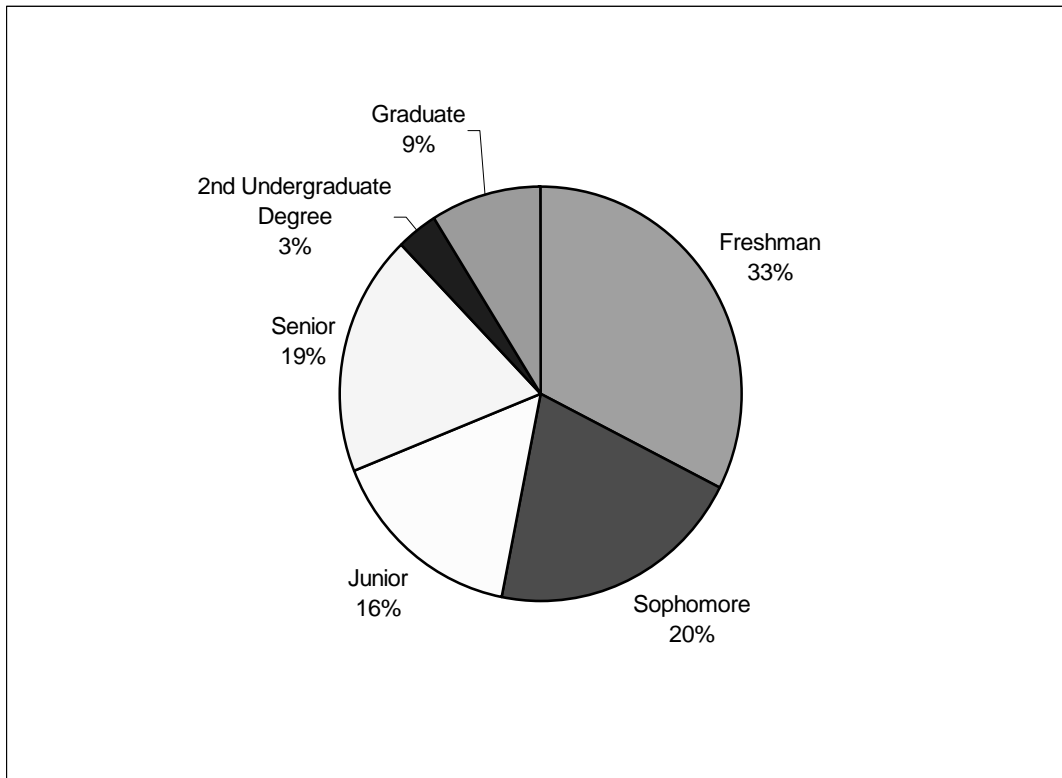
Average Age

Group	Average Age
Undergraduate	26
Graduate	36
Applied Technology	30
<i>Total Average Age</i>	<i>27</i>

Age Distribution



Class Level



Ethnicity

	Number	Percent
White	15,212	81.8%
Hispanic	1,056	5.7%
Asian American	529	2.8%
Black/African American	237	1.3%
Native American	185	1.0%
Did Not Respond	1,380	7.4%

Citizenship

	Number	Percent
US Citizen	17,885	96.2%
Permanent Resident	479	2.6%
International	235	1.3%

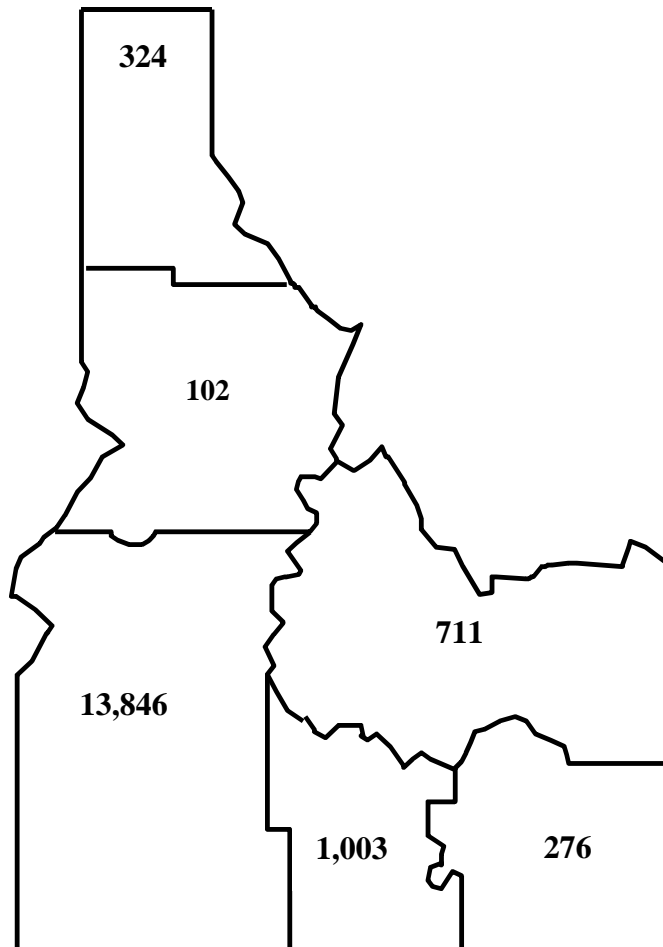
Idaho Resident/Nonresident (based on official residency classification)

	Number	Percent
Resident	16,885	91.0%
Nonresident	1,714	9.0%

Top States (from original permanent address)

	Number	Percent
Idaho	16,262	87.4%
Oregon	395	2.1%
California	317	1.7%
Washington	305	1.6%
Nevada	134	0.7%
Montana	110	0.6%
Utah	104	0.6%
Wyoming	65	0.3%
Texas	60	0.3%
Colorado	58	0.3%
Arizona	50	0.3%
Alaska	44	0.2%
Total US States Represented	50	100%

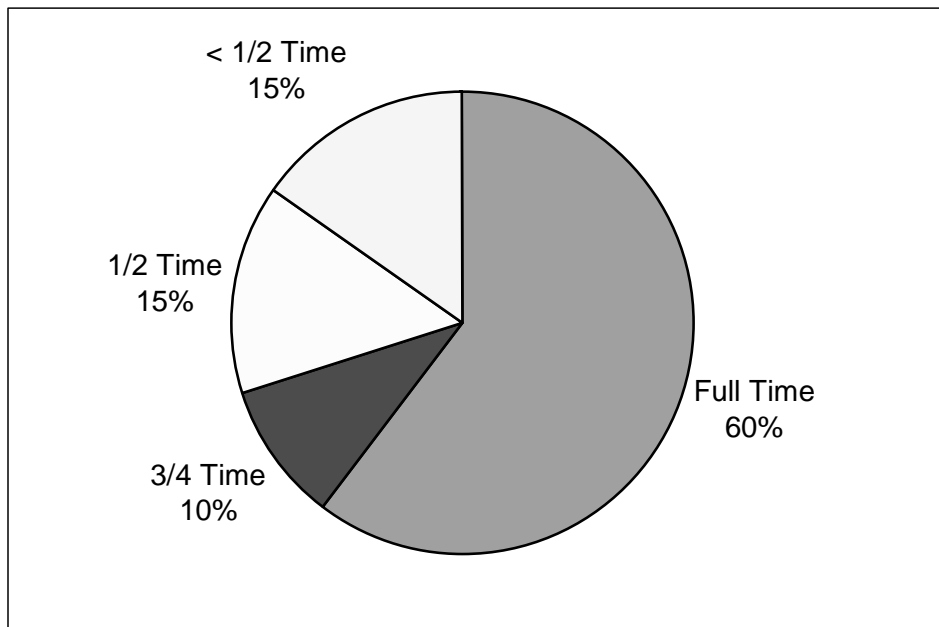
Enrollment By Region of State



Top Cities (from original permanent address)

	Number	Percent
Boise	8,020	43.1%
Nampa	1,358	7.3%
Meridian	1,337	7.2%
Caldwell	664	3.6%
Eagle	515	2.8%
Mountain Home	395	2.1%
Kuna	320	1.7%
Idaho Falls	315	1.7%
Twin Falls	251	1.3%
Emmett	208	1.1%
Pocatello	132	0.7%
Mountain Home AFB	111	0.6%
Middleton	100	0.5%
Star	96	0.5%
Burley	83	0.4%
Jerome	76	0.4%
Hailey	71	0.4%
McCall	65	0.3%
Rexburg	61	0.3%
Coeur d'Alene	59	0.3%
Payette	58	0.3%
Wilder	58	0.3%
Melba	56	0.3%
Fruitland	55	0.3%
Rupert	55	0.3%
Homedale	43	0.3%

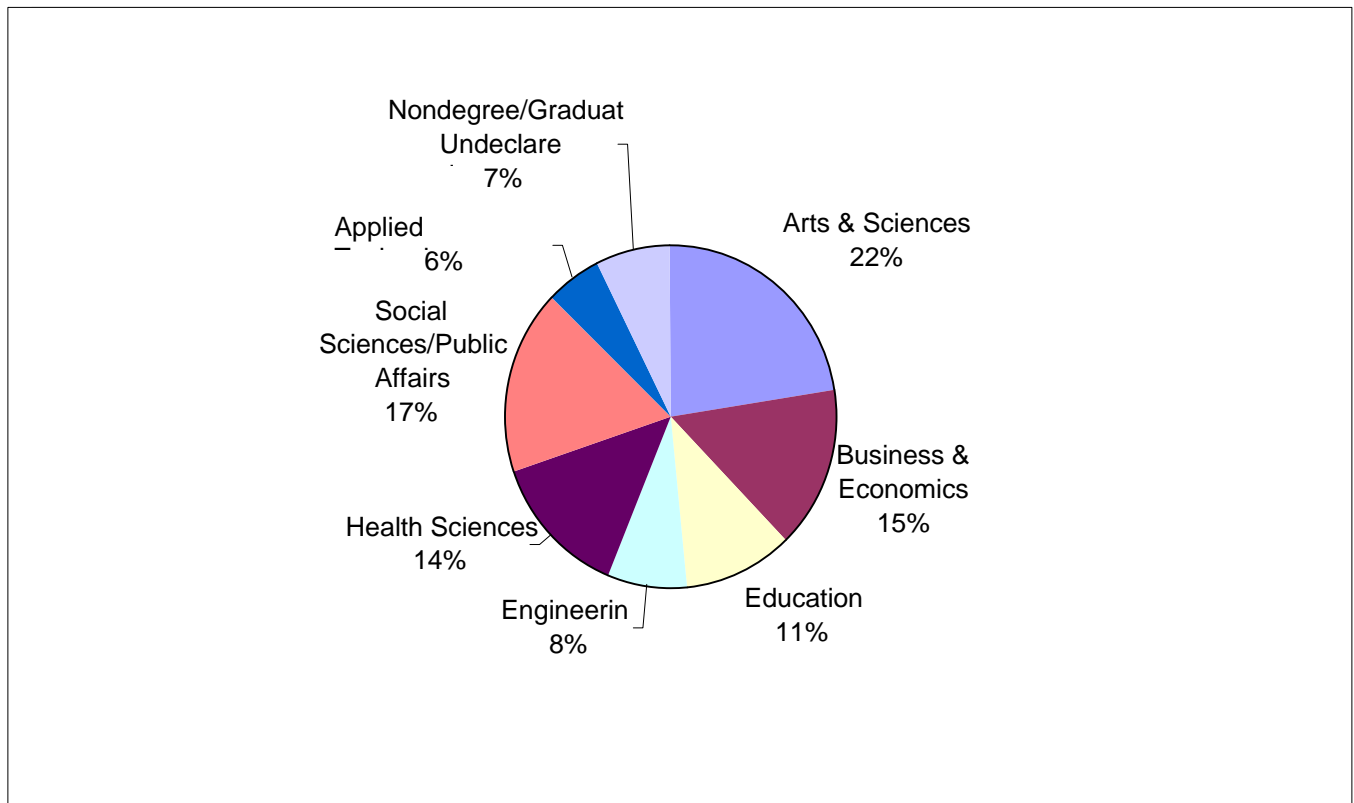
Credit Load



Attendance Status

	Number	Percent
Incoming Undergraduate	4,886	26.3%
New Freshman	2,278	
Transfer	1,104	
Transfer Readmit	297	
Readmit	1,165	
Additional Degree	42	
Continuing Undergraduate	10,893	58.6%
Incoming Applied Tech	435	2.3%
Continuing Applied Tech	722	3.9%
Incoming Graduate	503	2.7%
Continuing Graduate	1,160	6.2%

College



Headcount at Campus Location (duplicative)

	Number
Boise	16,880
Electronic Campus	2,219
West Campus	1,851
Gowen Field	913
Canyon County	337
Mountain Home AFB	226
Twin Falls	139
Micron	76
Mountain Home High School	40

Credits Generated at Campus Location

	Number	Percent
Boise	174,944	87.4%
Electronic Campus	8,854	4.4%
West Campus	8,751	4.4%
Gowen Field	3,050	1.5%
Canyon County	2,020	1.0%
Mountain Home AFB	1,024	0.5%
Twin Falls	769	0.4%
Micron	280	0.1%
Mountain Home High School	131	0.1%